



Madison Workstation

Tables / Table Base Systems

Madison Workstation

The Madison desking range is a height adjustable system designed to meet the high ergonomic and environmental requirements of today's offices. Teamed up with our screening, seating and storage options, the Madison is the perfect solution for any office environment.

THE MADISON user adjustable system

The Madison user adjustable base adjusts the desk top height from 650mm to 850mm allowing the operator to gain a perfect working position every time. The retractable handle can be located on either side of the workstation to suit client requirements.

One of the unique features of this workstation, which sets it apart from others, is that the frame is adjustable not only up and down but also lengthways, allowing larger or smaller tops to be fitted when required.

- ▶ 100% recyclable steel base with metal gearing
- ▶ User or technically adjustable options
- ▶ Gearing can be retrofitted on site, if the workstation is being changed from technically to user adjustable
- ▶ Changing one frame component allows user to change from 120° - 90° base
- ▶ Height range 650 - 850mm
- ▶ Adjustable beam lengths from 1600 - 2200mm
- ▶ Weight tested to 1200 newtons
- ▶ Screens can be either static (fixed to leg structure) or top mounted to adjust with desk height



THE MADISON 90° Workstation

Perfect for larger workstation set-up's and pods, the 90° tops can come in a range of top shapes and sizes.

▶ TOP SHAPES



L - Shape



Internal Curve



45° Corner



Internal Shaped



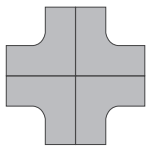
▶ POSSIBLE CONFIGURATIONS



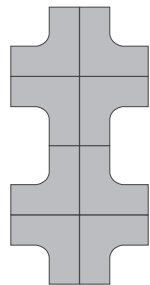
Single



2 Way Pod



4 Way Pod



8 Way Pod

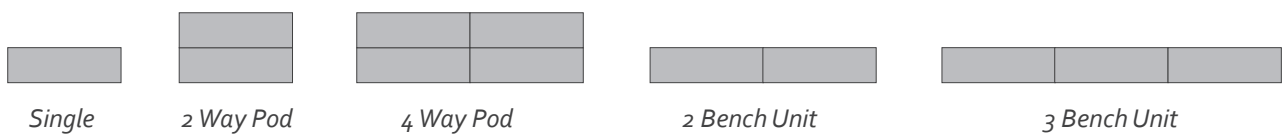


Madison Workstation

THE MADISON LINEAR Workstation

The Madison Linear Base can be set-up as individual workstations, or also works effectively as a bench unit.

► POSSIBLE CONFIGURATIONS



Madison Linear Workstation shown with floor standing screens

THE MADISON 120° Workstation

The Madison 120° Workstation is ideal for use in pod set-ups such as Call Centres or areas with restricted space for transient staff.

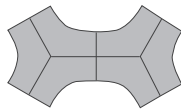
► POSSIBLE CONFIGURATIONS



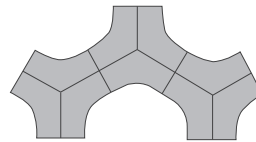
Single



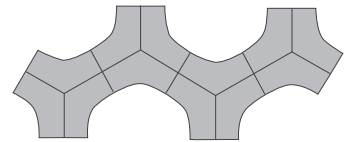
3 Way Pod



6 Way Pod



9 Way Pod



12 Way Pod



User adjustable Madison 120° Workstation

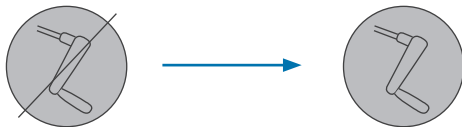
Madison Workstation

MADISON Future Proofing

The Madison has three distinctive features which allows you to purchase a workstation unit which will future proof your office for years to come.

▶ RETRO FITTING OF GEARING

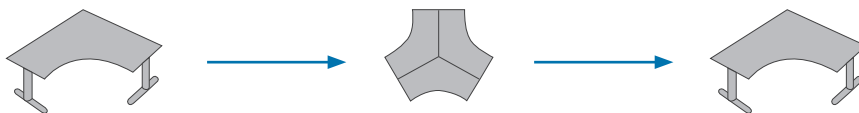
A technically adjustable unit can be easily converted to a user adjustable wind-up unit by the on-site installation of gearing.



▶ RETRO FITTING OF FRAME

A 90° Workstation Unit can be converted to a 120° Unit with the simple on-site change of one frame component, and vice versa

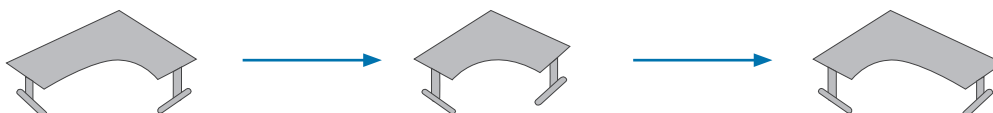
(New top would need to be purchased. The main component of the workstation – the frame – could remain)



▶ ADJUSTMENT OF BEAMS

Any Workstation Unit can be changed in size due to the telescopic beams. These can be simply adjusted to suit the new workstation top.

(New top would need to be purchased. The main component of the workstation – the frame – could remain)



ENVIRONMENTAL

As previously stated, the Madison Workstation is a 100% recyclable base with steel gearing. When taken into account all the materials and powder coating used in making this workstation, the total recyclability percentage comes to 99%.

- ▶ 100% recyclable folded steel beams and end legs



- ▶ 100% recyclable nylon wind up handle
(applies to user adjustable workstations only)



The Madison Workstation is an environmentally friendly product



ENVIRONMENTAL Policy

Montage Interiors aims to achieve best practice of environmental sustainability, not only across our product range, but also as an organisation. In order to attain this we recycle all manufacturing wastes and manufacture with environmentally sustainable and friendly products, where possible. This is also undertaken alongside our clients, to ensure you are provided with the best furniture system possible. All waste products are recycled, reused or disposed of in a responsible manner. We endeavour to use recycled eco panels, sustainable timbers with low or zero emissions, and water based products in favour of solvents, during manufacture.

Extended warranties on many of our core products, reconfigurable workstation systems, plus a buy back/ recycling policy on many items, demonstrates our commitment to Environmentally Sustainable Design (ESD) and Product Stewardship.

