



The **Altitude** Workstation

Workstations / Desking

The **Altitude** Workstation

The Altitude Workstation is a technically adjustable leg system which can be configured to suit your requirements. Suitable for use with 120°, 90° and Linear Workstation tops, the versatile Altitude system can also be used as a support for bench desking.

THE ALTITUDE Leg System

Presented in a stylish silver powder coat and chrome finish, the Altitude cantilever style leg provides a simple and modern desking solution with a level of adjustment which meets all Health and Safety requirements.

- ▶ 100% recyclable ALL steel base
- ▶ Technically adjustable height 600 - 800mm
- ▶ Base suitable for workstation pods and bench set-ups



Altitude Chrome foot close up



Altitude Cantilever Leg

THE ALTITUDE 90° Workstation

Perfect for larger workstation set-up's and pods, the 90° tops can come in a range of top shapes and sizes.

▶ TOP SHAPES



L - Shape



Internal Curve



45° Corner



Internal Shaped

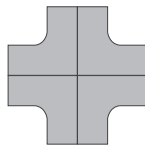
▶ POSSIBLE CONFIGURATIONS



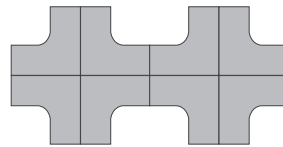
Single



2 Way Pod



4 Way Pod



8 Way Pod



Altitude 90° Workstation with Axis screen panels

The Altitude Workstation

THE ALTITUDE LINEAR Workstation

The Altitude Linear Base can be set-up as individual workstations, or also works effectively as a bench unit.

► POSSIBLE CONFIGURATIONS



Single



2 Way Pod



4 Way Pod



2 Bench Unit



3 Bench Unit

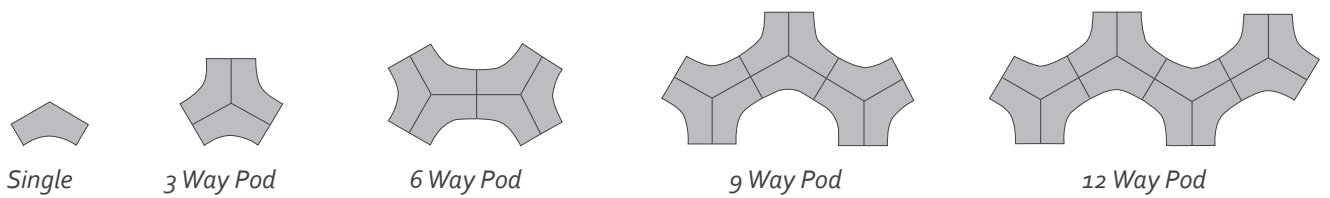


Altitude Linear Base in a Bench desking set-up

THE ALTITUDE 120° Workstation

The Altitude 120° Workstation is ideal for use in pod set-ups such as Call Centres or areas with restricted space for transient staff.

► POSSIBLE CONFIGURATIONS



Altitude 120° Workstation in 3 way pod set-up

The Altitude Workstation

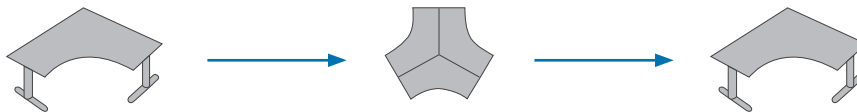
ALTITUDE FUTURE Proofing

The Altitude has two distinctive features which allows you to purchase a workstation unit which will future proof your office for years to come.

▶ RETRO FITTING OF FRAME

A 90° Workstation Unit can be converted to a 120° Unit with the simple onsite change of one frame component, and vice versa.

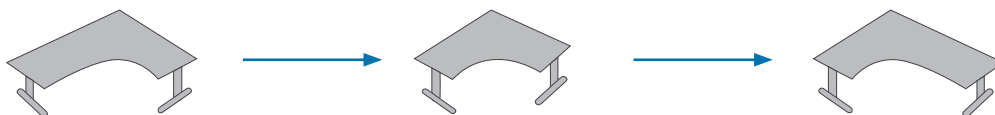
(New top would need to be purchased. The main component of the workstation –the frame– could remain)



▶ ADJUSTMENT OF BEAMS

Any Workstation Unit can be changed in size due to the telescopic beams. These can be simply adjusted to suit the new workstation top.

(New top would need to be purchased)



ENVIRONMENTAL

As stated before, the Altitude Workstation is a 100% recyclable base. When taken into account all the materials and powder coating used in making this workstation, the total recyclability comes to 99.96%.

- ▶ 100% recyclable folded steel beams and end legs



- ▶ 100% recyclable nylon wind up handle
(applies to user adjustable workstations only)



The Altitude Workstation is an environmentally friendly product



ENVIRONMENTAL Policy

Montage Interiors aims to achieve best practice of environmental sustainability, not only across our product range, but also as an organisation. In order to attain this we recycle all manufacturing wastes and manufacture with environmentally sustainable and friendly products, where possible. This is also undertaken alongside our clients, to ensure you are provided with the best furniture system possible. All waste products are recycled, reused or disposed of in a responsible manner. We endeavour to use recycled eco panels, sustainable timbers with low or zero emissions, and water based products in favour of solvents, during manufacture.

Extended warranties on many of our core products, reconfigurable workstation systems, plus a buy back/ recycling policy on many items, demonstrates our commitment to Environmentally Sustainable Design (ESD) and Product Stewardship.

